

## Information for Primary 1 Parents



June 2023


## All parents want their child to have a happy start at school.

This booklet has been produced to help answer some of the questions that you may have and let you know about Riverside Primary School.

You know your child best. You have helped your child become more independent - to walk, talk and get dressed. Learning is something children have to do for themselves. At school we will work with you to help your child continue to learn new skills and understand more about the world. Learning to read, write and count are important and we hope we can work together to give your child a good start.

### The First Day: Wednesday 16 August 2023

On the first day you bring your child to school we find it better if Primary 1 pupils come in after the other classes.



Going to School

- You should bring your child along at 9.15 a.m.
- All children and parents/carers should assemble at the Alexandra Place entrance to the infant building. You will be met by the class teacher who will take you and your child to the classroom.
- Children will attend for the full day from Wednesday 16 August 2023
- Children can be collected at 3.00 p.m. on the first day

### From Thursday 17 August 2023

- \* After the first day, your child should arrive at the usual time of 9.00 a.m.
- \* From the second day, children will be accompanied by a member of staff to the Alexandra Place entrance of the infant building at 3.15 p.m. where you may pick them up.
- \* By the end of the first week we hope that the children will be able to line up at the door in the morning and walk in with their teacher.
- \* P.1 children will be supervised by staff in an allocated area of the playground at morning break and lunch time for the first few weeks. Their P7 buddies will join them for this.

## School Lunches

Usually, Catering Services provide two options for children at lunchtime as follows:

- ◆ Two course lunch ~ (a choice of either 'Red tray' or 'Blue tray')
- ◆ 'Packed Lunch' - children choose four items from a variety on offer each day e.g. sandwich, cake/yogurt, fruit and a drink ~ ('Green tray').


It would be helpful for the first few days if you could let your child's teacher know what their choice is for lunch. You will be provided with a menu to help you make these choices at home. The menu is also available on the school website. There is always a vegetarian option available each day.

We operate ParentPay here at Riverside, whereby you can pay for lunches (and school trips) online. You will be issued with a ParentPay username shortly after your child begins. **However, please note that as P1 children are entitled to free school meals you do not need to send any money for your child's lunch.**

## Dining room etiquette!!

Classes will be brought to the dining room one at a time to avoid a long queue.

We would appreciate you encouraging your child to use a knife and fork independently.



## Emergency Contact Details

It is very important that we always have up to date contact information for parents/carers and emergency contacts. Can we please ask you to inform the school if any of this information changes as soon as possible.

## Buses

Some children will travel to and from school by bus and we encourage all children to be well behaved while on the bus and to remain in their seat at all times.



This is a public service and the school has no responsibility for it. There is **no adult supervision** on the bus although a member of school staff supervises the children into the playground in the morning and onto the bus at home time. If your child is going home by bus, please inform the teacher by note of the regular arrangements and of course of any changes made

during the year. Children should carry their bus fare in a purse/wallet clearly marked with their name.

Stirling Council makes bus transport arrangements and details, including the eligibility criteria for free transport, can be found at [www.stirling.gov.uk](http://www.stirling.gov.uk) or by calling Transport Co-ordination on 01786 442706

### **Clothing**


Our policy is to encourage pupils to wear school uniform. Please see our school website for details on how to order school uniform. **We discourage the wearing of football strips and jeans.**

**PLEASE ENSURE THAT ALL CHILDREN'S CLOTHING, INCLUDING SHOES AND GYM SHOES ARE CLEARLY MARKED WITH YOUR CHILD'S NAME**

At Riverside we encourage outdoor learning. Scotland's weather is unpredictable so we encourage children to bring a coat to school every day. Even on the best days coats may be necessary, therefore if your child does not require a coat in the morning, please put one in their bag just in case.

### **Gym Kit**

Once the timetable has been finalised in August, and parents have been advised of gym days, children should come to school wearing their gym kit. This will consist of shorts/joggers/leggings, polo shirt/t-shirt and school jumper. Please do not worry about gym clothes until the class teacher has let you know gym days. This will be communicated via SeeSaw.



P.E.

### **School Bags**

Your child will need to carry items to and from school. A **reasonably sized** school bag, (**clearly marked with your child's name**) which can accommodate and protect an A4 homework pocket, a reading book, etc, is essential. It is important that drinks do not come into contact with reading books. We ask for your support in caring for books, as they are expensive to replace, and regret that we may have to ask parents to pay for damaged or lost books.

While your child is at Riverside there will often be occasions when the school needs to keep you informed of events, etc. One of the ways we do this is by giving the children letters to take home, usually in their homework pockets. Sometimes they may forget about them, it would be helpful if you could **check school bags daily** and return any slips as soon as possible.

The children will be provided with pencils etc in class - however, we do understand that some children may wish to bring their own pencil case which they can use at certain times. Please be aware that these maybe damaged or lost.

### **Homework**

Homework provides a 'learning bridge' between home and school. Parents can comment weekly on their child's homework via their learning journal and this is a valuable opportunity for parents and teachers to regularly communicate about homework and any aspect of the daily life of the classroom.

### **Communication**

As well as using 'school bag mail', we use a School App to communicate events, updates and Newsletters. Letters of a confidential nature or that require a reply slip will be sent home in the school bag. General notices are on display on the Noticeboards in the school playground. If you have any general queries please contact the school office on 01786 237933 or use our school website which has lots of useful information including our most recent newsletter. [www.riversideprimaryschool.co.uk](http://www.riversideprimaryschool.co.uk)



If you have any concerns about your child please contact the class teacher by note or ask for an appointment. You can also contact any member of the Senior Management Team by phoning the school office and leaving a message or arranging an appointment. We try to get back to you as soon as possible.

### **Healthy Snacks**

Children may like to bring a snack to eat at break. However, the time is limited and a small amount is all that is required. It is unfortunate if children have so much to eat that there is no time left to play. We would encourage healthy snacks that are good for your child and their teeth. It would be helpful if snacks for morning break were brought to school in your child's school bag rather than their lunch box.

## **Water Bottles**

We actively encourage children to drink water throughout the school day. A drinking bottle (plastic) clearly marked with their name or a mark which your child will recognise is recommended. Children may refill their bottles from the classroom taps in school and children will take it home daily for washing.

## **'Absence Hotline'**

We operate an '**Absence Hotline**' whereby we ask parents/carers to report their child's absence on the first day of absence, **between 8.45 and 10.00am**, by calling our school number 01786 237933. Please be patient, you may have to persevere depending on the volume of calls. Be prepared to give your child's name, class, reason for absence and likely day of return (if possible). We follow up any unexplained absences by 'phoning contact numbers. This is not a perfect system, but we hope that it helps us support you in keeping your child safe.

## **Parent Workshops**

During the first term we hope to give parents an opportunity to come into school and work with their child. Further communication regarding this will come out in August.

## **Assemblies**

Throughout the year classes are given the opportunity to share their learning with the rest of the school and with parents at assemblies. The children really look forward to their turn and to having you as their audience. Look out for information about dates for Primary 1 assembly later in the year in the 'dates for your diary' section of the newsletter. **Again, please remember, these dates are always subject to change.**

## **Getting Involved in the Life of the School**

You can get involved by:

- \* Being a parent/carer helper;
- \* Through our Riverside Active Parent Partnership (R.A.P.P.). If you would like to know more ask any member of staff who will be happy to help you or come along to the Parent Council AGM in September. We will confirm the date in the new session.

## **How Can You Help your child?**

**Do** give encouragement and support in all your child is asked to do at school.

**Do** show an interest in your child's efforts.

**Do** contact the school if you are concerned in any way about your child.

**Do** let the school know if your child is unable to return to school after lunch.

**Do** tell your child what to do if you are delayed and cannot meet him/her.

**Do** listen to what your child has to say and encourage him/her to speak clearly and confidently.

**Do** talk about crossing roads safely.

**Do** tell your child to say "no" to strangers.

**Do** remember to check her/his school bag for letters and notes.

**Most of all - Give your child lots of praise when he/she does something well, particularly praising effort and hard work.**

This section of the booklet includes some ideas you may like to try to help your child get ready for learning.

## Nursery Rhymes

Learning nursery rhymes can help children with their reading. They begin to notice the sounds in words and can add a rhyming word if you leave a gap.



When children retell a familiar story they are using their memory, developing speech and putting events in order. They are also learning the form of a story. When reading to your child, stop occasionally and ask your child to predict what will come next.

Puppets add a bit of fun. They can be made from paper bags, socks, wooden spoons, etc.

## Making books

Making their own books can help children understand the value of books for story telling, gathering information and to help remember.



You could make a book about an outing or a holiday. Collect some photographs, leaflets, tickets, objects, etc and stick them in a little book. You could add captions or let your child add some "pretend" writing.

Gather some magazines, postcards, catalogues, etc. Make a zigzag book by folding a long narrow piece of paper one way then the other. Books can be made about anything - the family, pets or favourite characters.

## Signs and Symbols

Reading can begin when children are able to recognise the shape of words. This is easier if they already recognise some of the signs and symbols they see around them.



When you are out look for signs and ask your child if they can tell you what they mean.



Look at food packets. Can your child guess what is inside? Make a collection of their favourites.



## Collections


You and your child could collect other things: shells, stamps, tickets, etc. If you help with the labelling s/he will begin to match words with objects. Have a treasure hunt!

Leaf	feather
Key	twig
Sweet wrapper	stone


Lay each object beside the word.

## Games

Children enjoy games. They can make learning about numbers fun, help with word and picture matching as well as the social skills of turn taking and fairness.



Play games with a number track, snap cards, matching pairs card game, Kim's game as well as I Spy, Spot the Difference, and the many lotto games. Dominoes is another excellent activity which is used a lot in active learning in school.



## Storytelling

Storytelling is a special time with your child. Try to spend time each day reading to your child or telling them stories.

If you can show how you value the written word in magazines, newspapers and instruction leaflets, and also enjoy reading for pleasure, your child will want to be like you and see reading as worthwhile.

If your child sees you writing cards and letters to friends, making lists, leaving notes as a reminder to yourself and others they will want to be able to do the same.

**By spending time with your child you will build their confidence. It will give you the chance to share their joy in discovering new things and help make learning fun. We look forward to working with you to continue your child's development.**