



Riverside Primary School Transition Project - Going on a Bear Hunt







Summer activities for children and families.

Below are some fun activities you can choose to work through with your child over the summer. All of the activities in the table are non-mandatory so you can do as much or as little as you wish! In nursery, the children will have started a *We are Going on a Bear Hunt* project set by Riverside. This project is aimed to carry children from the end of nursery, through the summer and then into the beginning of P1. This will help them make those all important nursery/home and school links.

We do make one request - that at some point towards the end of the summer holidays you take your child on their own 'bear hunt' (a walk around the community or a woodland area close by) and collect some natural resources e.g. sticks, leaves etc. Please keep the natural resources somewhere safe and have your child bring them into school (along with their own bear picture which your child's nursery will complete with them and give to you) in a bag during the first week of term. If you choose to complete any of the activities below, please do take lots of photos and collect any evidence of the activities completed so that the children can share this in P1. Your child can hand these to their teacher at any point in the first 2 weeks of term.

You will find the story/poem being read by one of our members of staff on the P1 Transition Hub - <https://www.riversideprimaryschool.co.uk/p1-transition-hub>

<p>Can you and your family make your own Bear Hunt obstacle course in your garden. Can you go through your course?</p> <p><i>'We can't go over it. We can't go under it. Oh no! We've got to go through it!'</i></p>	<p>In the story the family must walk through lots of different weather types. Can you take photos of or draw pictures of any different types of weather throughout the holidays. Talk to your family about what the weather feels like, what would be sensible to wear in this weather, what might you hear outside?</p>	<p>Make a bear on the ground outside using things you can find. Could he have stones for eyes and sticks for arms?</p> <div style="text-align: center;">  </div>
<p>Draw a picture of your favourite part of the story.</p>	<p>Make a bear cave snack - make a simple 3 ingredient snack that you would take with you on a bear hunt.</p>	<p>There are lots of noises in the story. Can you find different things around your home to make the sounds from the story? What makes a 'swishy swashy' sound?</p>
<p>Use the link to help you make a Bear Hunt Sensory Bottle - http://www.teachertypes.com/2014/09/were-going-on-bear-hunt-bringing-story.html</p>	<p>Make your own <i>Going on a Bear Hunt</i> map like the ones below...</p> <div style="display: flex; justify-content: space-around;">   </div>	<p>Use the link to complete some <i>Going on a Bear Hunt</i> yoga https://www.youtube.com/watch?v=KAT5NiWHFIU</p> <div style="text-align: center;">  </div>